

Scaled data based on original data using  
LM-79-08 Approved Method: Electrical and Photometric Measurements of Solid-  
State Lighting Products

Test Report Prepared for  
Cooper Lighting Solutions  
(formerly Eaton)

Brand: INVUE

Report Number: P401909

Luminaire Tested: **ENT-SA1F-760-U-T2-HSS**

Issue Date: 5/20/2020

**Test Information**

Test Method: LM-79-08  
Report Number: P401909  
TEST IS SCALED FROM IESNA LM-79-08 TEST DATA (G1-2004-754-12)  
Test Lab: INNOVATION CENTER  
Issue Date: 5/20/2020  
Manufacturer: COOPER LIGHTING SOLUTIONS (FORMERLY EATON)  
Product Line: INVUE  
Catalog Number: ENT-SA1F-760-U-T2-HSS  
Description: ENTRI LED LUMINAIRE  
(1) 70 CRI, 5700K, 1200mA LIGHTSQUARE WITH 16 LEDS AND TYPE II OPTICS WITH HOUSE SIDE SHIELD  
Light Source: -  
Ballast/Driver: ELECTRONIC DRIVER

**Summary**

Lumens per Lamp: N/A  
Luminaire Lumens: 5892 lumens  
Efficiency: N/A  
Efficacy: 89.1 lumens/watt  
Luminous Opening: Rectangular (W 0.5' x L: 0.5' x H: 0')  
IES Classification: Type II - Medium - Semi-Cutoff  
BUG Rating: B1 - U0 - G2

Input Watts (W): 66.1  
Input Voltage (V): NR  
Input Current (Ain): NR  
Voltage Rise (V): NR  
Power Factor: NR  
Total Harmonic Distortion (THDi): NR  
Frequency (hertz): 60  
Stabilization Time: NR  
Operation Time: NR  
Ambient Temperature (°C): NR  
Test Distance: 25 FT

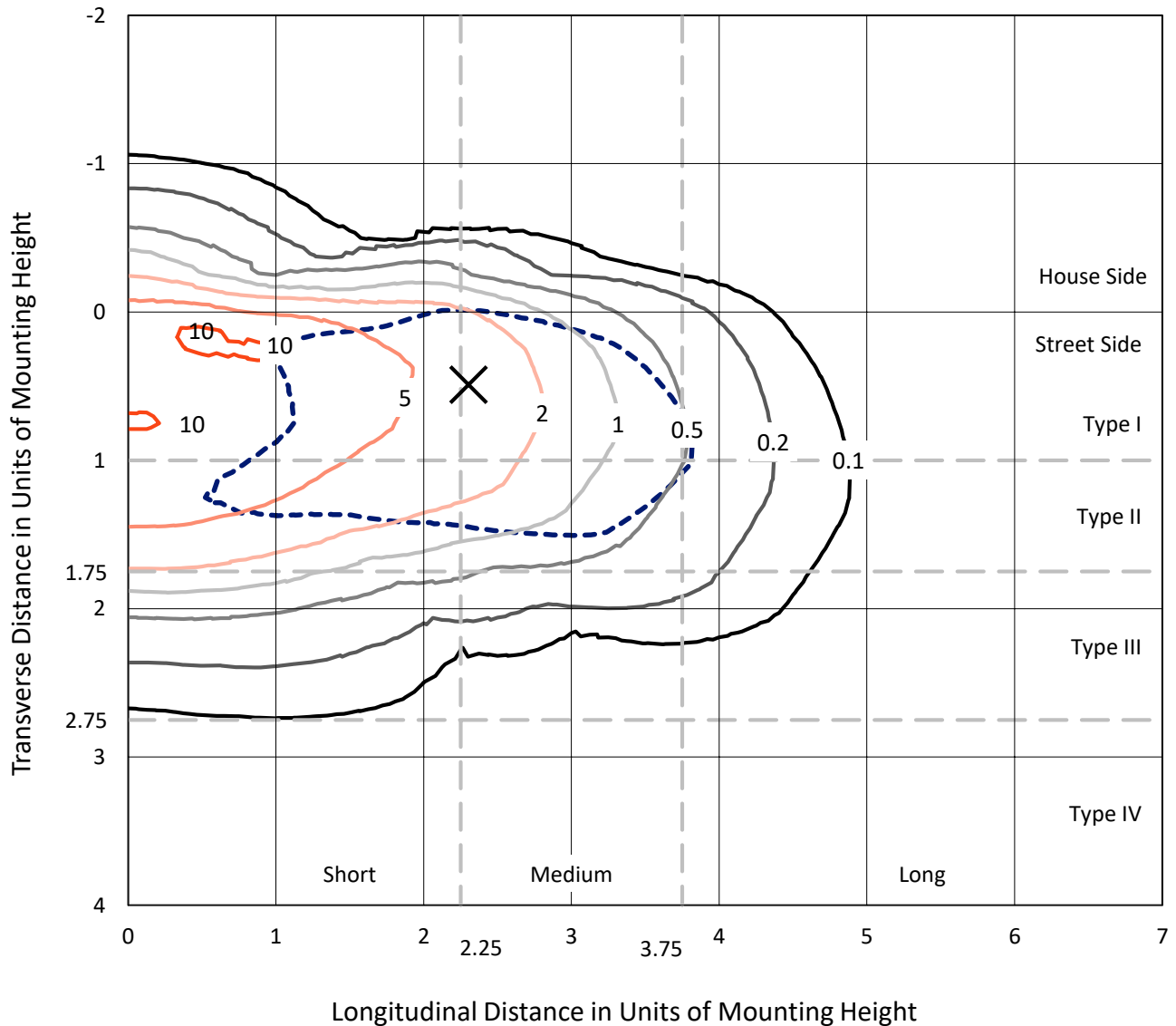


REPORT NUMBER: P401909

CATALOG NUMBER: ENT-SA1F-760-U-T2-HSS

### Iso-Footcandle Lines of Horizontal Illumination

× Max cd  
 - - - 1/2 Max cd

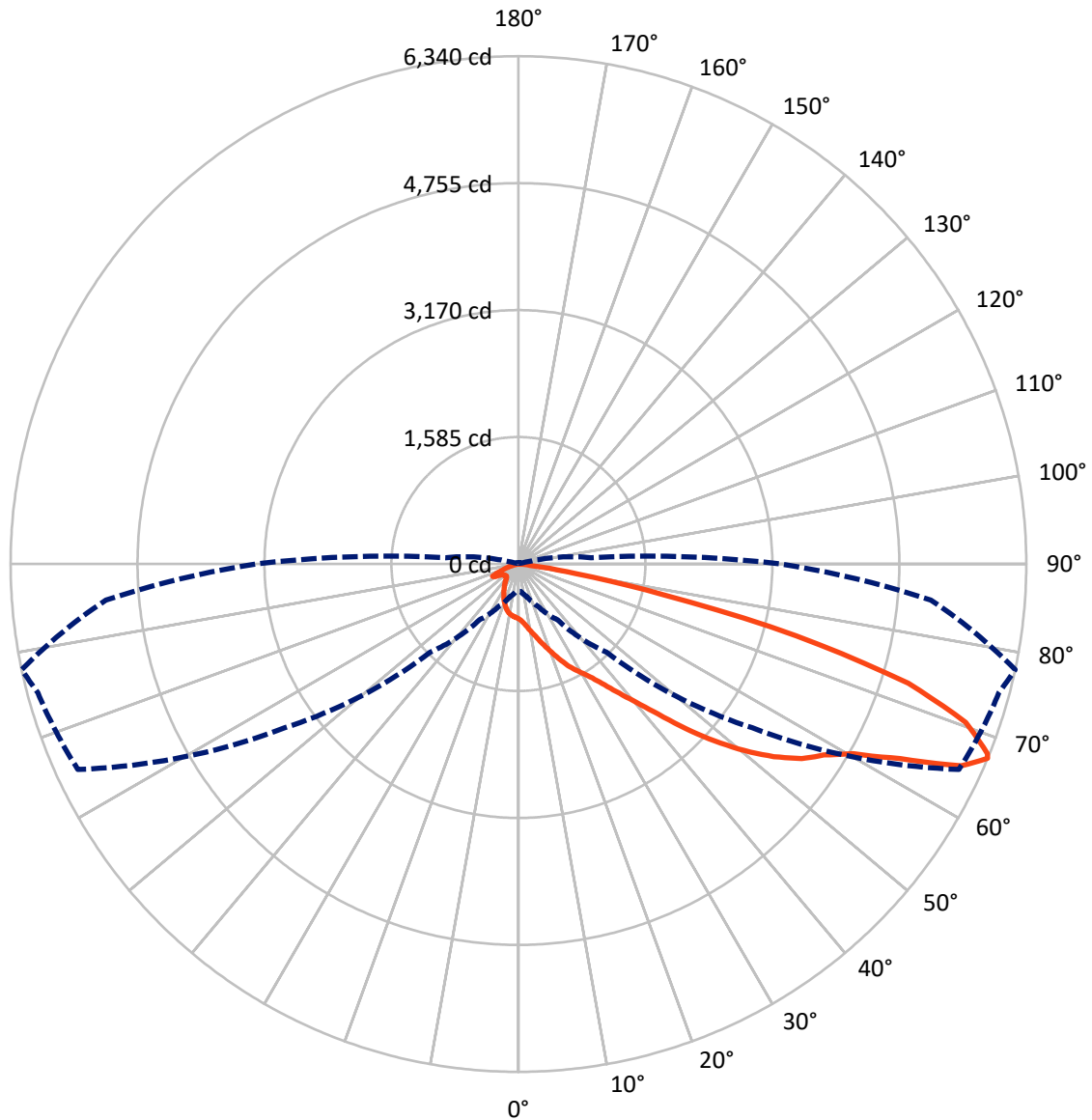


Based on 10 foot mounting height. Maximum calculated value = 10.7 fc  
 Type II - Medium - Semi-Cutoff

REPORT NUMBER: P401909

CATALOG NUMBER: ENT-SA1F-760-U-T2-HSS

### Luminous Intensity Polar Plot



— Vertical Plane Through 78-Deg Lateral      - - - Horizontal Cone Through 67-Deg Vertical

REPORT NUMBER: P401909

CATALOG NUMBER: ENT-SA1F-760-U-T2-HSS

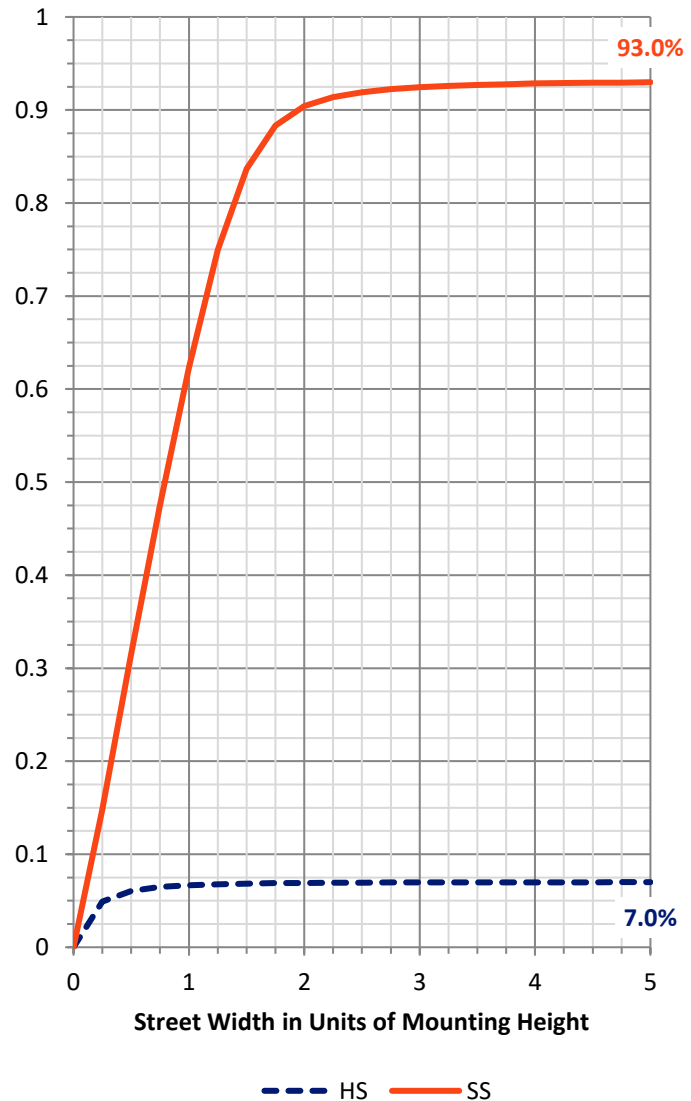
**FLUX DISTRIBUTION:**

		Downward	Upward	Total
<b>House Side</b>	Lumens	415.7	0.0	415.7
	% Fixture	7.1	0.0	7.1
<b>Street Side</b>	Lumens	5476.3	0.0	5476.3
	% Fixture	92.9	0.0	92.9
<b>Total</b>	Lumens	5892.0	0.0	5892.0
	% Fixture	100.0	0.0	100.0

**Coefficient of Utilization**

**ZONAL LUMENS:**

Zone	Lumens	% Fixture
0°-10°	65.9	1.1
10°-20°	188.9	3.2
20°-30°	333.7	5.7
30°-40°	588.4	10.0
40°-50°	1011.2	17.2
50°-60°	1522.3	25.8
60°-70°	1498.0	25.4
70°-80°	654.6	11.1
80°-90°	29.0	0.5
90°-100°	0.0	0.0
100°-110°	0.0	0.0
110°-120°	0.0	0.0
120°-130°	0.0	0.0
130°-140°	0.0	0.0
140°-150°	0.0	0.0
150°-160°	0.0	0.0
160°-170°	0.0	0.0
170°-180°	0.0	0.0
0°-90°	5892.0	100.0
0°-180°	5892.0	100.0



REPORT NUMBER: P401909

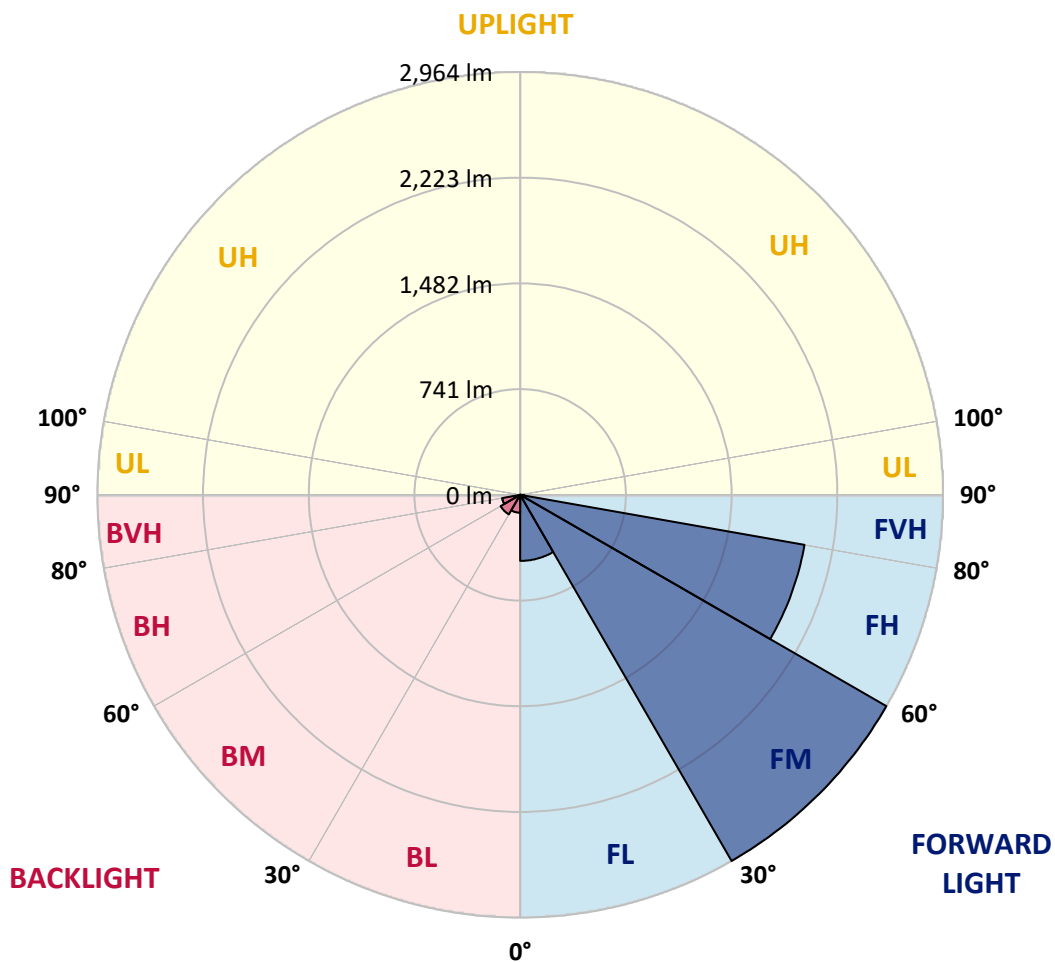
CATALOG NUMBER: ENT-SA1F-760-U-T2-HSS

**LUMINAIRE CLASSIFICATION SYSTEM LUMEN TABLE AND BUG RATING:**

Zone		Lumens	% Fixture	Zone Rating/Lumen Limit		
				B	U	G
FL	(0°-30°)	462.9	7.9			
FM	(30°-60°)	2963.7	50.3			
FH	(60°-80°)	2023.6	34.3			G2/5000
FVH	(80°-90°)	26.0	0.4			G1/100
BL	(0°-30°)	125.6	2.1	B1/500		
BM	(30°-60°)	158.2	2.7	B0/220		
BH	(60°-80°)	129.0	2.2	B1/500		G1/500
BVH	(80°-90°)	3.0	0.1			G0/10
UL	(90°-100°)	0.0	0.0		U0/0	
UH	(100°-180°)	0.0	0.0		U0/0	

**BUG Rating: B1-U0-G2**

Type II Medium





REPORT NUMBER: P401909

CATALOG NUMBER: ENT-SA1F-760-U-T2-HSS

**CANDELA DISTRIBUTION (FULL):**

	0°	5°	15°	25°	35°	45°	55°	65°	75°	78°	85°
0°	684.1	684.1	684.1	684.1	684.1	684.1	684.1	684.1	684.1	684.1	684.1
2.5°	784.8	788.1	783.7	780.4	771.5	760.5	749.4	732.8	715.1	708.4	697.4
5°	881.1	881.1	881.1	872.3	864.5	843.5	818.0	792.6	759.4	747.2	721.7
7.5°	932.1	933.2	936.5	936.5	932.1	917.7	890.0	861.2	811.4	794.8	753.8
10°	937.6	942.0	950.9	964.2	974.1	981.9	965.3	934.3	874.5	854.6	794.8
12.5°	923.2	925.4	939.8	964.2	996.3	1028.4	1029.5	1010.6	944.2	916.6	844.6
15°	890.0	893.3	914.3	953.1	1002.9	1060.5	1093.7	1088.1	1026.1	994.0	899.9
17.5°	836.9	840.2	866.7	924.3	997.4	1081.5	1152.3	1180.0	1106.9	1076.0	956.4
20°	834.6	835.7	845.7	888.9	975.2	1093.7	1209.9	1275.2	1205.5	1172.3	1022.8
22.5°	976.3	967.5	945.3	917.7	955.3	1090.3	1261.9	1375.9	1327.2	1275.2	1099.2
25°	1134.6	1137.9	1113.6	1048.3	1000.7	1084.8	1301.8	1490.0	1441.2	1389.2	1177.8
27.5°	1300.7	1295.1	1274.1	1214.3	1134.6	1124.7	1330.6	1581.8	1550.8	1487.7	1247.5
30°	1462.3	1457.9	1442.4	1381.5	1295.1	1227.6	1352.7	1664.9	1654.9	1585.2	1304.0
32.5°	1647.1	1654.9	1635.0	1555.3	1450.1	1367.1	1400.3	1752.3	1781.1	1695.8	1362.7
35°	1861.9	1861.9	1820.9	1747.9	1639.4	1523.2	1495.5	1848.6	1941.6	1849.7	1455.6
37.5°	2039.0	2053.4	2029.0	1923.9	1822.0	1700.3	1640.5	1967.0	2139.7	2046.7	1580.7
40°	2178.5	2202.8	2203.9	2099.9	2005.8	1926.1	1843.1	2134.2	2388.8	2269.2	1730.2
42.5°	2308.0	2312.4	2331.2	2271.5	2177.4	2156.3	2071.1	2332.3	2699.8	2559.3	1929.4
45°	2472.9	2481.8	2470.7	2426.4	2345.6	2373.3	2325.7	2583.6	3049.6	2931.2	2164.1
47.5°	2715.3	2736.4	2719.8	2640.1	2541.6	2593.6	2559.3	2833.8	3444.8	3300.9	2418.7
50°	2942.3	2958.9	2976.6	2951.1	2852.6	2802.8	2760.7	3098.4	3783.6	3661.8	2668.9
52.5°	2966.6	2982.1	3079.5	3169.2	3234.5	3103.9	2972.2	3366.2	4096.8	3995.0	2898.0
55°	2808.3	2818.3	2981.0	3158.1	3458.1	3502.4	3283.2	3630.8	4359.2	4289.4	3051.9
57.5°	2367.8	2409.8	2641.2	2912.4	3402.8	3739.3	3724.9	3938.5	4529.6	4497.5	3250.0
60°	1555.3	1601.8	1878.5	2289.2	2995.4	3676.2	4209.7	4400.1	4768.7	4804.2	3597.6
62.5°	805.9	860.1	1103.6	1467.8	2170.7	3201.3	4374.7	5158.4	5227.0	5347.7	4217.5
65°	460.5	471.6	593.3	860.1	1343.8	2292.5	4176.5	5908.9	5830.3	6074.9	5008.9
67°	342.0	342.0	427.3	584.5	851.2	1558.6	3562.2	6067.2	6210.0	6339.5	5168.3
67.5°	306.6	323.2	396.3	539.1	763.8	1382.6	3333.0	6025.1	6234.3	6315.1	5113.0
70°	210.3	221.4	284.5	386.3	514.7	719.5	2185.1	5328.9	6006.3	5924.4	4633.7
72.5°	126.2	130.6	188.2	277.8	384.1	385.2	1192.2	4044.8	5089.8	5088.6	3784.7
75°	78.6	83.0	110.7	186.0	269.0	241.3	551.3	2751.9	3655.1	3584.3	2536.0
77.5°	44.3	50.9	66.4	101.8	170.5	153.9	232.5	1542.0	1974.8	1853.0	1259.7
80°	17.7	21.0	37.6	48.7	96.3	91.9	95.2	542.4	799.2	720.6	421.7
82.5°	4.4	5.5	13.3	23.2	37.6	37.6	29.9	148.3	189.3	176.0	108.5
85°	0.0	0.0	1.1	1.1	1.1	2.2	7.7	16.6	19.9	23.2	17.7
87.5°	0.0	0.0	0.0	1.1	1.1	1.1	2.2	3.3	3.3	3.3	3.3
90°	0.0	0.0	0.0	0.0	0.0	0.0	0.0	0.0	0.0	0.0	0.0



REPORT NUMBER: P401909

CATALOG NUMBER: ENT-SA1F-760-U-T2-HSS

**CANDELA DISTRIBUTION (continued):**

	90°	95°	105°	115°	125°	135°	145°	155°	165°	175°	180°
0°	684.1	684.1	684.1	684.1	684.1	684.1	684.1	684.1	684.1	684.1	684.1
2.5°	688.5	680.8	665.3	648.7	632.1	618.8	607.7	592.2	590.0	590.0	590.0
5°	702.9	685.2	649.8	614.4	578.9	546.8	523.6	504.8	488.2	482.6	487.1
7.5°	723.9	691.8	629.9	567.9	512.5	467.1	433.9	407.4	395.2	388.5	383.0
10°	751.6	701.8	603.3	512.5	442.8	388.5	353.1	327.7	315.5	307.7	308.8
12.5°	781.5	709.6	570.1	452.7	375.3	325.4	295.6	274.5	254.6	242.4	245.7
15°	811.4	715.1	529.1	397.4	323.2	279.0	236.9	199.3	186.0	183.8	182.6
17.5°	844.6	714.0	483.7	345.4	279.0	217.0	174.9	170.5	169.4	169.4	168.3
20°	878.9	708.4	431.7	302.2	234.7	164.9	158.3	156.1	152.8	151.7	150.5
22.5°	916.6	698.5	384.1	264.6	174.9	150.5	141.7	135.0	129.5	126.2	127.3
25°	950.9	679.7	337.6	229.1	149.4	135.0	122.9	112.9	107.4	102.9	104.1
27.5°	974.1	646.5	297.8	184.9	137.3	119.6	105.2	95.2	87.4	84.1	84.1
30°	976.3	598.9	262.3	151.7	125.1	105.2	89.7	78.6	74.2	72.0	70.8
32.5°	974.1	550.2	235.8	139.5	114.0	91.9	76.4	68.6	64.2	62.0	62.0
35°	985.2	500.3	211.4	128.4	101.8	80.8	67.5	59.8	56.5	54.2	54.2
37.5°	1018.4	466.0	186.0	117.3	90.8	70.8	60.9	54.2	50.9	48.7	48.7
40°	1063.8	437.2	155.0	106.3	79.7	64.2	55.3	49.8	45.4	43.2	43.2
42.5°	1143.5	426.2	129.5	95.2	69.7	57.6	50.9	44.3	39.9	37.6	37.6
45°	1261.9	431.7	118.4	85.2	63.1	52.0	45.4	38.7	34.3	33.2	33.2
47.5°	1392.5	455.0	110.7	76.4	57.6	48.7	41.0	34.3	29.9	28.8	28.8
50°	1538.7	491.5	104.1	67.5	52.0	44.3	36.5	29.9	26.6	25.5	25.5
52.5°	1678.1	538.0	97.4	60.9	48.7	39.9	32.1	26.6	24.4	23.2	23.2
55°	1784.4	567.9	91.9	56.5	45.4	36.5	28.8	25.5	22.1	21.0	21.0
57.5°	1932.7	617.7	85.2	50.9	41.0	33.2	26.6	23.2	19.9	19.9	19.9
60°	2233.8	751.6	75.3	46.5	36.5	29.9	25.5	21.0	18.8	17.7	17.7
62.5°	2776.2	973.0	65.3	43.2	32.1	26.6	22.1	18.8	16.6	14.4	14.4
65°	3298.7	1064.9	55.3	37.6	28.8	23.2	19.9	16.6	12.2	10.0	10.0
67°	3269.9	911.0	46.5	32.1	24.4	21.0	16.6	13.3	8.9	5.5	5.5
67.5°	3192.4	847.9	45.4	31.0	23.2	19.9	16.6	12.2	7.7	4.4	4.4
70°	2713.1	593.3	35.4	24.4	19.9	17.7	13.3	8.9	4.4	2.2	2.2
72.5°	2203.9	470.5	27.7	19.9	16.6	13.3	11.1	5.5	3.3	1.1	1.1
75°	1558.6	288.9	24.4	17.7	13.3	10.0	8.9	5.5	3.3	2.2	1.1
77.5°	769.3	132.8	19.9	15.5	12.2	10.0	7.7	6.6	5.5	4.4	2.2
80°	225.8	43.2	13.3	11.1	11.1	10.0	8.9	7.7	6.6	5.5	3.3
82.5°	50.9	15.5	4.4	5.5	7.7	7.7	7.7	5.5	4.4	2.2	1.1
85°	6.6	3.3	3.3	3.3	4.4	4.4	3.3	2.2	2.2	0.0	0.0
87.5°	2.2	2.2	2.2	3.3	3.3	3.3	2.2	1.1	1.1	0.0	0.0
90°	0.0	0.0	0.0	0.0	0.0	0.0	0.0	0.0	0.0	0.0	0.0

(END OF REPORT)